



Shown in Craftsman elevation

Aquila

1807 sq. ft.

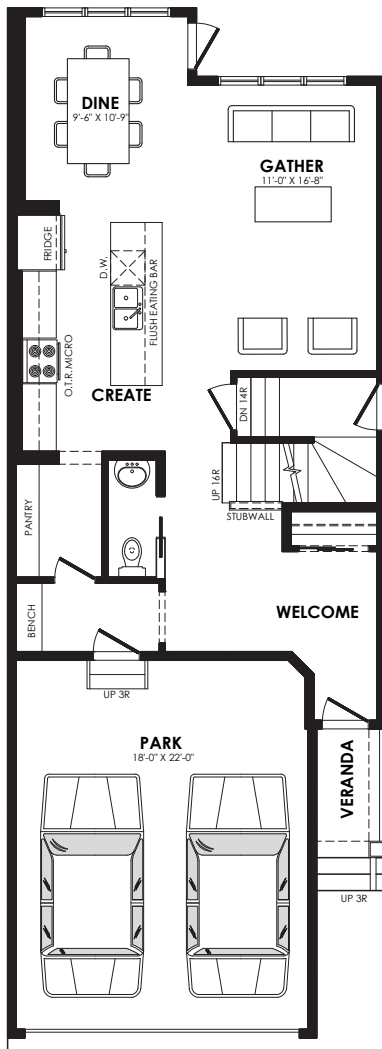
Pointe Specification

Specs

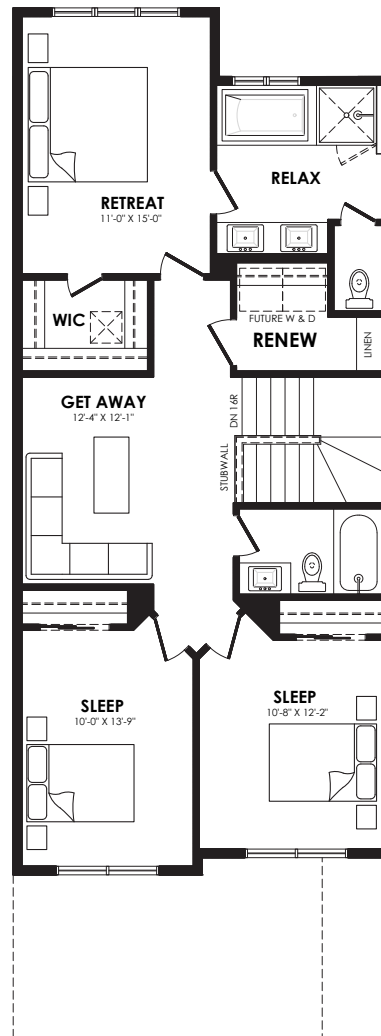
Width	22 ft.
Main Floor	811 sq. ft.
Second Floor	996 sq. ft.

Details

Style	2 Storey Single Family
Bedrooms	3
Bathrooms	2.5
Garage	Double 18' x 22'



Main floor plan



Second floor plan

Your Aquila

Job # _____

Notes _____

Lot _____

Price _____

Please note that elevations and renderings are a guideline only. Architectural requirements or restrictions may differ per subdivision.



Standard



Prairie



Craftsman



Modern Farmhouse

Elevation

Square footage, layout options and window locations may change with elevation changes.

Referral Program

If you encourage a friend or family member to buy a home with us, we will reward you with an industry-leading referral bonus.


Platinum Referral

Not had the opportunity to build with us yet, but still a huge fan of our work? Referral = \$2,000!




Diamond Referral

Currently a Coventry Homes homeowner who wants your friends and family to have the same great experience you did? Referral = \$3,000!



Canyon



Dune



Highlands



Colour package

For informational purposes only; colours may not be exactly as shown. Items may be discontinued or substituted without notice.

