



Shown in Modern Farmhouse elevation

Siren

1396 sq. ft.

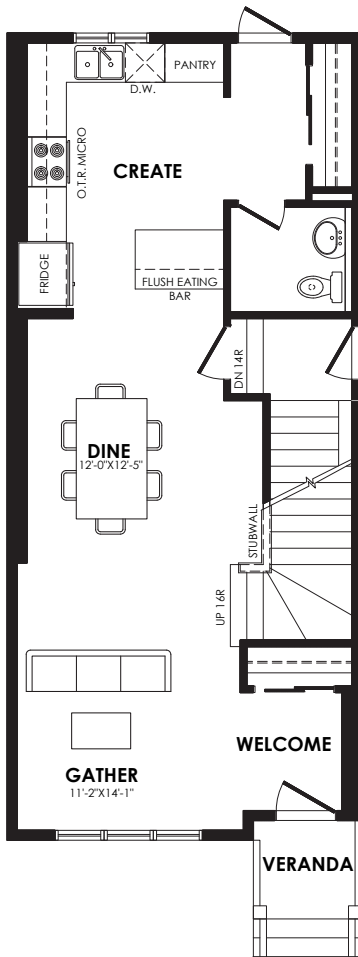
Essence Specification

Specs

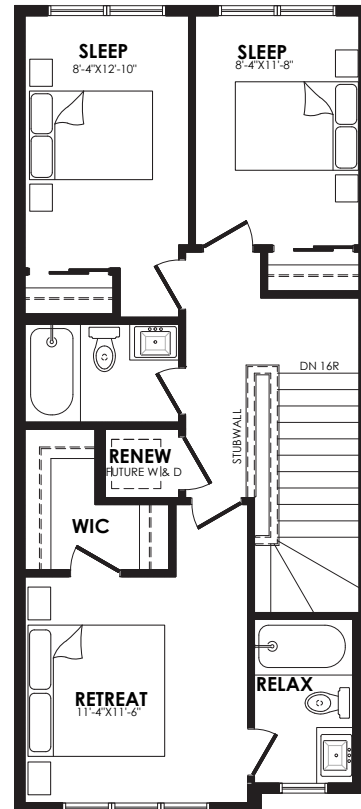
Width of House	18 ft.
Main Floor	732 sq. ft.
Second Floor	664 sq. ft.

Details

Style	2 Storey Single Family
Bedrooms	3
Bathrooms	2.5



Main floor plan



Second floor plan

Your Siren

Job # _____

Notes _____

Lot _____

Price _____

Please note that elevations and renderings are a guideline only.
Architectural requirements or restrictions may differ per subdivision.



☐ Standard



☐ Prairie



☐ Craftsman



☐ Modern Farmhouse

Elevation

Square footage, layout options and window locations may change with elevation changes.

Referral Program

If you encourage a friend or family member to buy a home with us, we will reward you with an industry-leading referral bonus.

Platinum Referral

Not had the opportunity to build with us yet, but still a huge fan of our work? Referral = \$2,000!

Diamond Referral

Currently a Coventry Homes homeowner who wants your friends and family to have the same great experience you did? Referral = \$3,000!

☐ Canyon



Kitchen




Countertops



Bathroom



Flooring



☐ Dune



Kitchen




Countertops



Bathroom



Flooring



☐ Highlands




Kitchen




Countertops



Bathroom



Flooring



Colour package

For informational purposes only; colours may not be exactly as shown. Items may be discontinued or substituted without notice.